Helpman LEX 14-7

Specifications

La marque	Helpman
Type	LEX 14-7
Capacité kW	6
Réfrigérant	Freon
Nombre de ventilateurs	1
Espace Fan in mm	7
Dégivrage	Electric
m³/h	3.540
Tailles	970x692x710mm
Remarques |	6kW at 8K // based on R404A // YOB 1999
Volume	8 dm3
Poids	46
Stock	1

Description

Used Helpman LEX 14-7

Used helpman LEX 14-7 · Size 970x692x710mm (LxWxH) · Weight: 46Kg· Fin space: 7 · m3/h: 3.540 · Fans: 1 · Hertz fans: 50Hz · refrigerant R404A · **All components of this used evaporator will be tested on good working, leak free condition (electro engines), coils, bearings) Choosing HOSBV means buying with warranty. We perform a industrial cleaning and rust spots will be covered. Also, we can arrange your shipment.



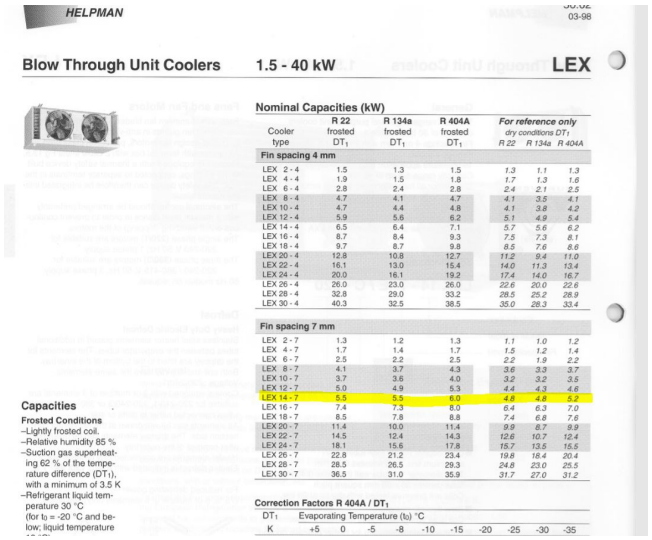

HELPMAN

03-98

Blow Through Unit Coolers 1.5 - 40 kW **LEX**

Nominal Capacities (kW)

Cooler type	R 22 frosted DT_1	R 134a frosted DT_1	R 404A frosted DT_1	*For reference only dry conditions DT_1* R 22	R 134a	R 404A
Fin spacing 4 mm						
LEX 2 - 4	1.5	1.3	1.5	1.3	1.1	1.3
LEX 4 - 4	1.9	1.5	1.8	1.7	1.3	1.6
LEX 6 - 4	2.8	2.4	2.8	2.4	2.1	2.5
LEX 8 - 4	4.7	4.1	4.7	4.1	3.5	4.1
LEX 10 - 4	4.7	4.4	4.8	4.1	3.8	4.2
LEX 12 - 4	5.9	5.6	6.2	5.1	4.9	5.4
LEX 14 - 4	6.5	6.4	7.1	5.7	5.6	6.2
LEX 16 - 4	8.7	8.4	9.3	7.5	7.3	8.1
LEX 18 - 4	9.7	8.7	9.8	8.5	7.6	8.6
LEX 20 - 4	12.8	10.8	12.7	11.2	9.4	11.0
LEX 22 - 4	16.1	13.0	15.4	14.0	11.3	13.4
LEX 24 - 4	20.0	16.1	19.2	17.4	14.0	16.7
LEX 26 - 4	26.0	23.0	26.0	22.6	20.0	22.6
LEX 28 - 4	32.8	29.0	33.2	28.5	25.2	28.9
LEX 30 - 4	40.3	32.5	38.5	35.0	28.3	33.4
Fin spacing 7 mm						
LEX 2 - 7	1.3	1.2	1.3	1.1	1.0	1.2
LEX 4 - 7	1.7	1.4	1.7	1.5	1.2	1.4
LEX 6 - 7	2.5	2.2	2.5	2.2	1.9	2.2
LEX 8 - 7	4.1	3.7	4.3	3.6	3.3	3.7
LEX 10 - 7	3.7	3.5	4.0	3.2	3.2	3.5
LEX 12 - 7	5.0	4.9	5.3	4.4	4.3	4.6
LEX 14 - 7	5.5	5.5	6.0	4.8	4.8	5.2
LEX 16 - 7	7.4	7.3	8.0	6.4	6.3	7.0
LEX 18 - 7	8.5	7.8	8.8	7.4	6.8	7.6
LEX 20 - 7	11.4	10.0	11.4	9.9	8.7	9.9
LEX 22 - 7	14.5	12.4	14.3	12.6	10.7	12.4
LEX 24 - 7	18.1	15.6	17.8	15.7	13.5	15.5
LEX 26 - 7	22.8	21.2	23.4	19.8	18.4	20.4
LEX 28 - 7	28.5	26.5	29.3	24.8	23.0	25.5
LEX 30 - 7	36.5	31.0	35.9	31.7	27.0	31.2

Correction Factors R 404A / DT_1

DT_1 K	Evaporating Temperature (t_0) °C +5	0	-5	-8	-10	-15	-20	-25	-30	-35

Capacities

Frosted Conditions
–Lightly frosted coil.
–Relative humidity 85 %
–Suction gas superheating 62 % of the temperature difference (DT_1), with a minimum of 3.5 K
–Refrigerant liquid temperature 30 °C (for t_0 = -20 °C and below; liquid temperature

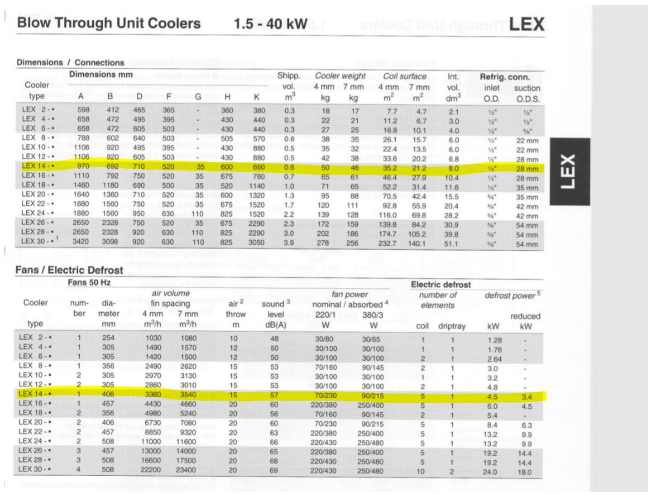

Blow Through Unit Coolers 1.5 - 40 kW **LEX**

Dimensions / Connections

Cooler type	Dimensions mm A	B	D	F	G	H	K	Shipp. vol. m^3	*Cooler weight* 4 mm kg	7 mm kg	*Coil surface* 4 mm m^2	7 mm m^2	Int. vol. dm^3	Refrig. conn. inlet O.D.	suction O.D.S.
LEX 2 - •	598	412	465	365	-	360	380	0.3	18	17	7.7	4.7	2.1	½"	½"
LEX 4 - •	658	472	495	395	-	430	440	0.3	22	21	11.2	6.7	3.0	½"	½"
LEX 6 - •	658	472	605	503	-	430	440	0.3	27	25	16.8	10.1	4.0	½"	⅝"
LEX 8 - •	788	602	640	503	-	505	570	0.6	38	35	26.1	15.7	6.0	½"	22 mm
LEX 10 - •	1106	920	495	395	-	430	880	0.5	35	32	22.4	13.5	6.0	½"	22 mm
LEX 12 - •	1106	920	605	503	-	430	880	0.5	42	38	33.6	20.2	6.8	½"	28 mm
LEX 14 - •	970	692	710	520	35	600	660	0.6	50	46	35.2	21.2	8.0	½"	28 mm
LEX 16 - •	1110	792	750	520	35	675	760	0.7	65	61	46.4	27.9	10.4	½"	28 mm
LEX 18 - •	1460	1180	690	520	35	520	1140	1.0	71	65	52.2	31.4	11.6	½"	35 mm
LEX 20 - •	1640	1360	710	520	35	600	1320	1.3	95	88	70.5	42.4	15.5	⅝"	35 mm
LEX 22 - •	1880	1560	750	520	35	675	1520	1.7	120	111	92.8	55.9	20.4	⅝"	42 mm
LEX 24 - •	1880	1560	950	630	110	825	1520	2.2	139	128	116.0	69.8	28.2	⅝"	42 mm
LEX 26 - •	2650	2328	750	520	35	675	2290	2.3	172	159	139.8	84.2	30.9	⅝"	54 mm
LEX 28 - •	2650	2328	920	630	110	825	2290	3.0	202	186	174.7	105.2	39.8	⅝"	54 mm
LEX 30 - • [1]	3420	3098	920	630	110	825	3050	3.9	278	256	232.7	140.1	51.1	⅝"	54 mm

Fans / Electric Defrost

Cooler type	Fans 50 Hz number	diameter mm	*air volume* fin spacing 4 mm m^3/h	7 mm m^3/h	air [2] throw m	sound [3] level dB(A)	*fan power* nominal / absorbed [4] 220/1 W	380/3 W	Electric defrost *number of elements* coil	driptray	*defrost power* [5] kW	reduced kW
LEX 2 - •	1	254	1030	1080	10	48	30/80	30/65	1	1	1.28	-
LEX 4 - •	1	305	1490	1570	12	50	30/100	30/100	1	1	1.76	-
LEX 6 - •	1	305	1420	1500	12	50	30/100	30/100	2	1	2.64	-
LEX 8 - •	1	356	2490	2620	15	53	70/160	90/145	2	1	3.0	-
LEX 10 - •	2	305	2970	3130	15	53	30/100	30/100	1	1	3.2	-
LEX 12 - •	2	305	2860	3010	15	53	30/100	30/100	2	1	4.8	-
LEX 14 - •	1	406	3360	3540	15	57	70/230	90/215	5	1	4.5	3.4
LEX 16 - •	1	457	4430	4660	20	60	220/380	250/400	5	1	6.0	4.5
LEX 18 - •	2	356	4980	5240	20	56	70/160	90/145	2	1	5.4	-
LEX 20 - •	2	406	6730	7080	20	60	70/230	90/215	5	1	8.4	6.3
LEX 22 - •	2	457	8850	9320	20	63	220/380	250/400	5	1	13.2	9.9
LEX 24 - •	2	508	11000	11600	20	66	220/430	250/480	5	1	13.2	9.9
LEX 26 - •	3	457	13000	14000	20	65	220/380	250/400	5	1	19.2	14.4
LEX 28 - •	3	508	16600	17500	20	68	220/430	250/480	5	1	19.2	14.4
LEX 30 - •	4	508	22200	23400	20	69	220/430	250/480	10	2	24.0	18.0

LEX